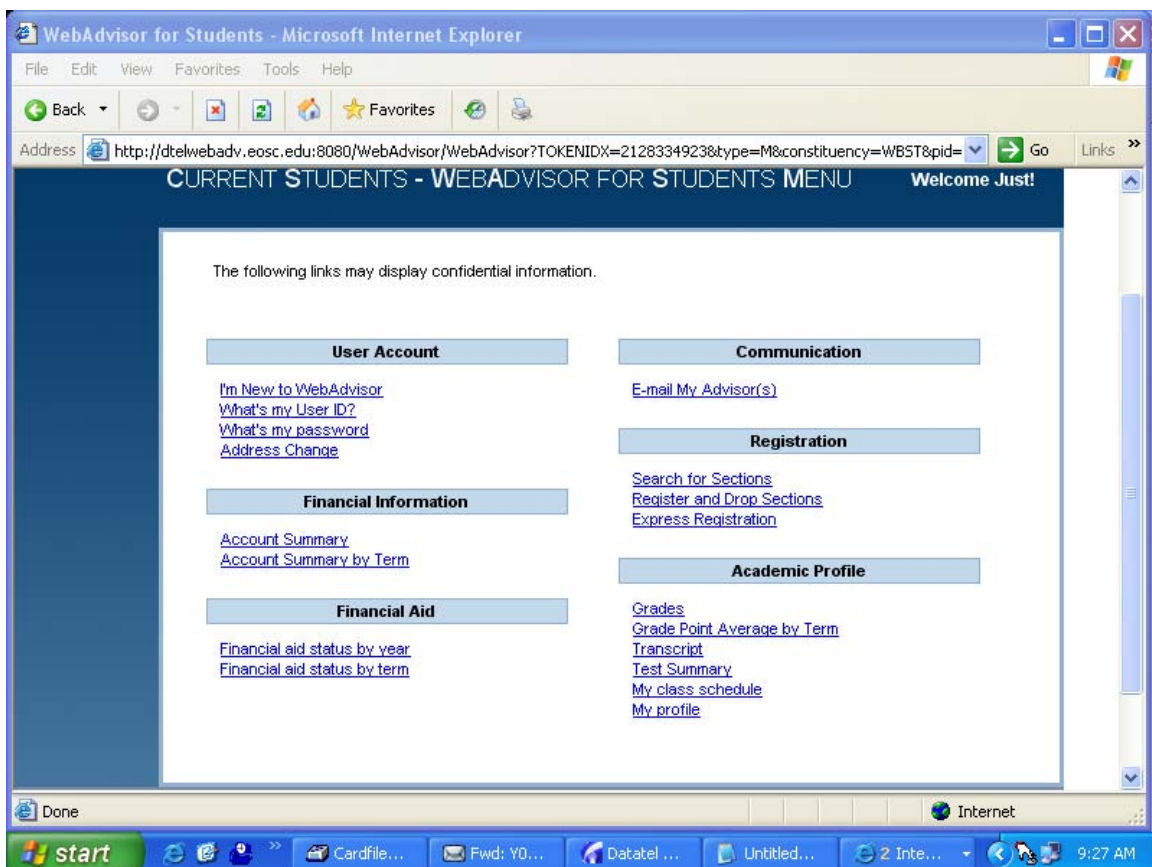
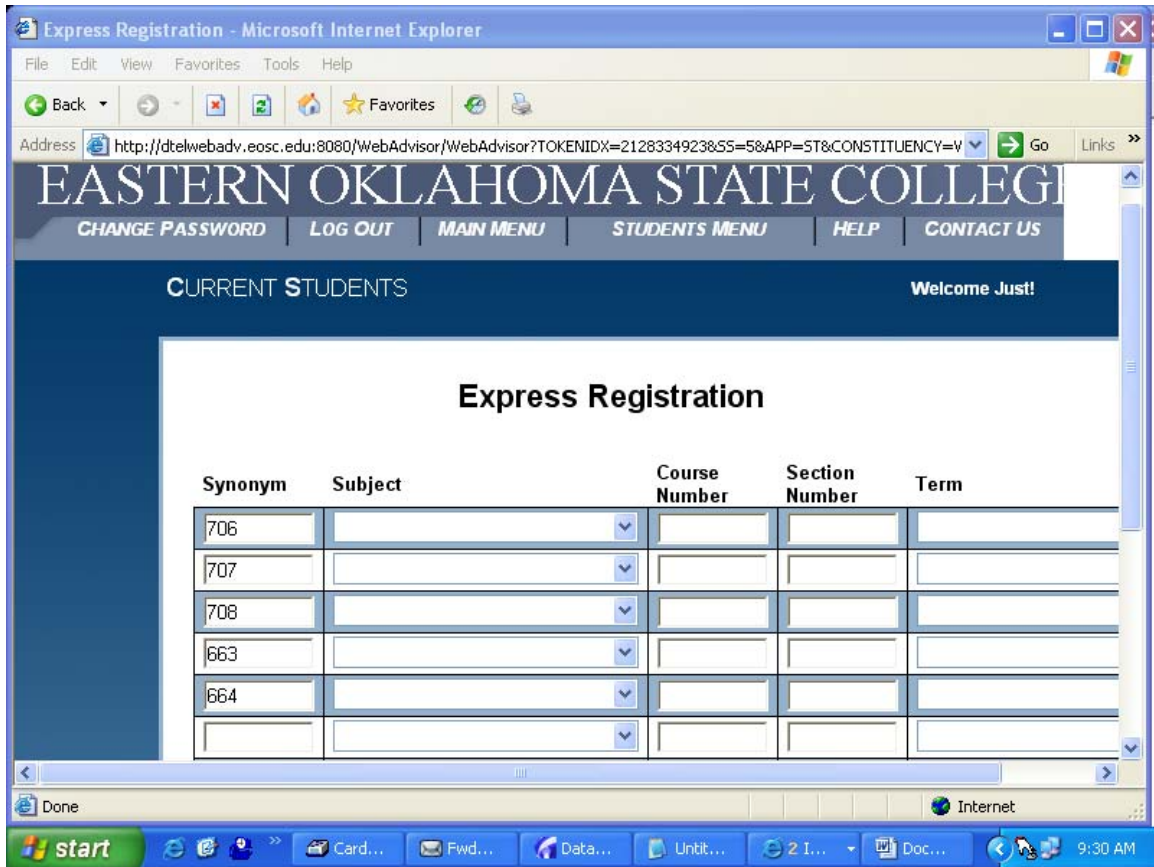


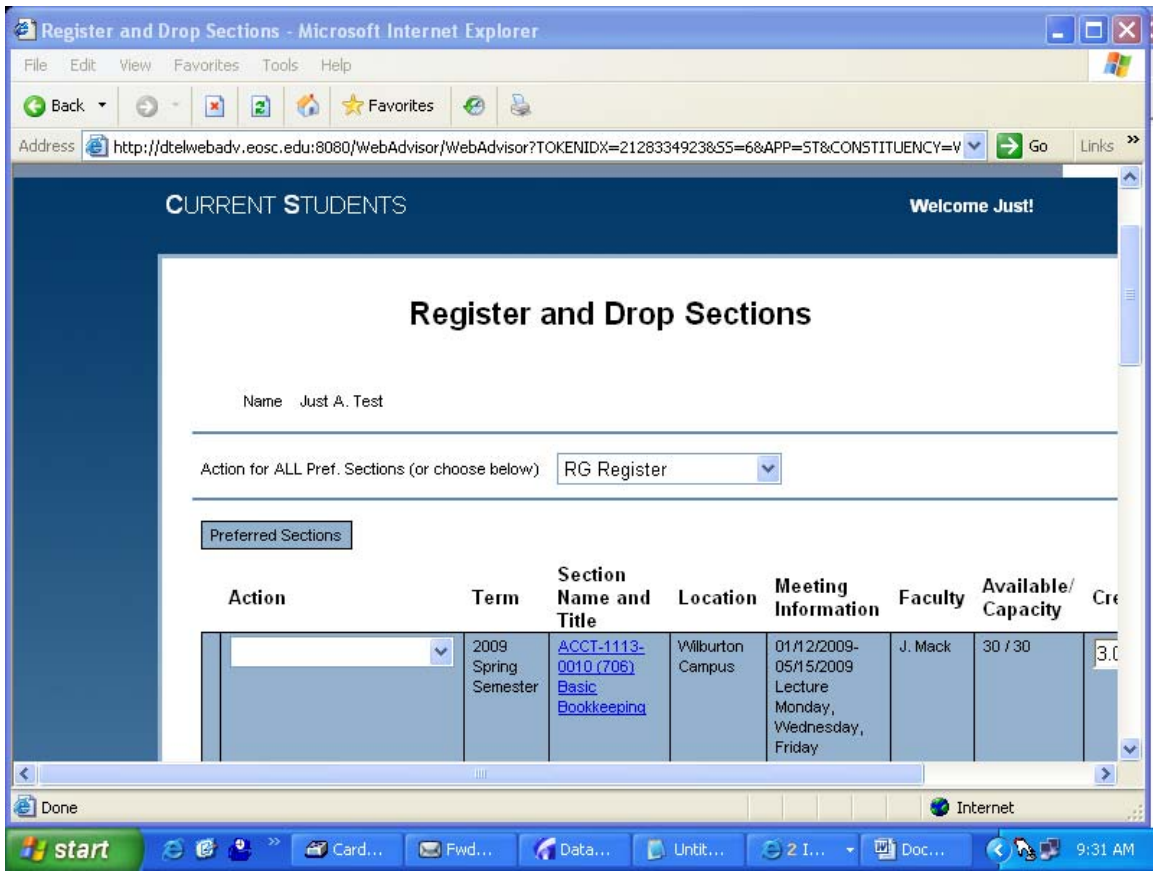
Eastern Oklahoma State College Student Registration www.eosc.edu

1. Click on the WebAdvisor icon on Eastern's main web page at <http://www.eosc.edu>.
2. Click on login. Put in your User Id and password. If you don't know what your User Id/Password are, please review this link: http://www.eosc.edu/academic/webadvisor_faq.html
3. Click on Express Registration. (for initial enrollment do not use Register and Drop Sections)





4. On the Express Registration Screen, input the class Synonym number for each class you wish to enroll in. This is the number in parenthesis on the Search for Sections screen.
5. If you use the Synonym number for the class no other fields are required on this screen.
6. Click Submit



7. On the Register and Drop Sections screen, Select RG Register for all classes. Or, select Register from the Action drop down box located by each class for each class you wish to enroll in.
8. Click Submit.

Registration Results - Microsoft Internet Explorer

File Edit View Favorites Tools Help

Address <http://dtelwebadv.eosc.edu:8080/WebAdvisor/WebAdvisor?TOKENIDX=21283349238&S5=7&APP=ST&CONSTITUENCY=V> Go Links

CURRENT STUDENTS Welcome Just!

Registration Results

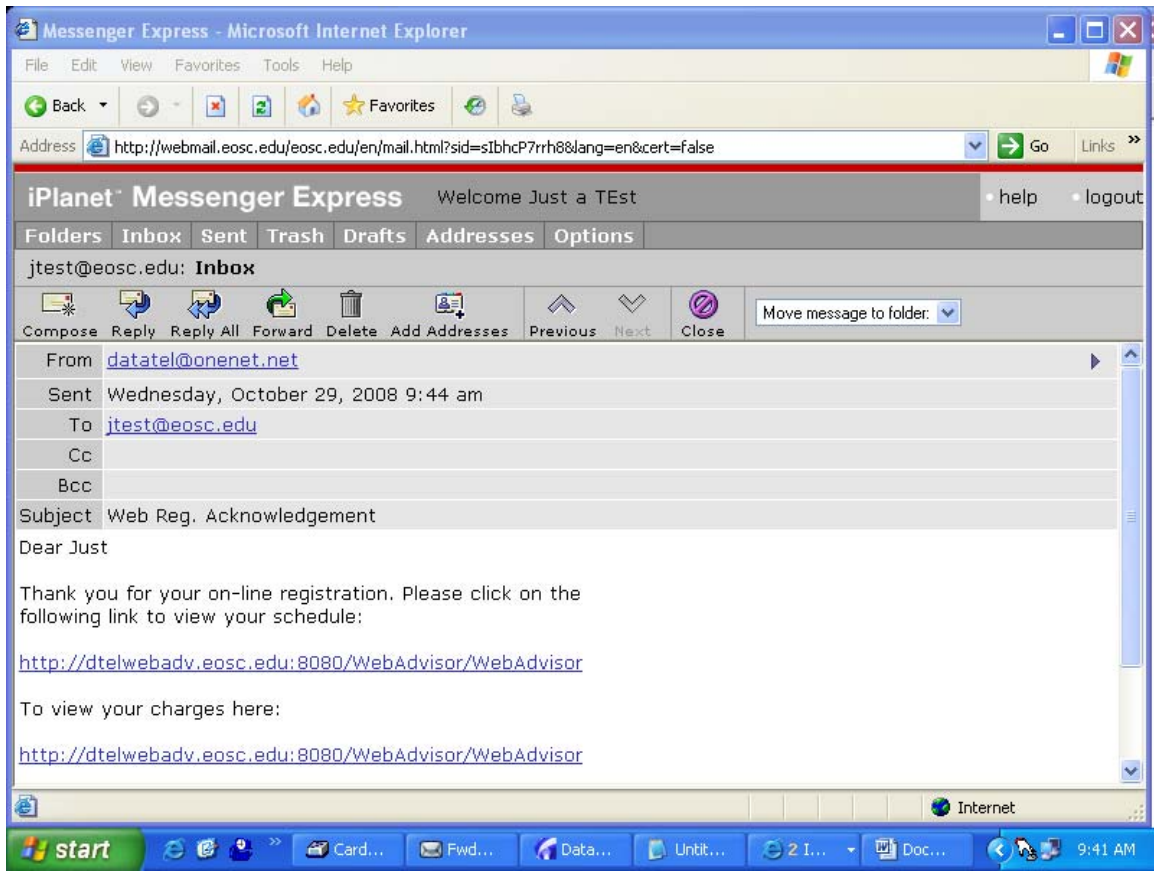
The following request(s) have been processed:

Term	Status	Pass/ Fail/ Audit	Section Name and Title	Location	Meeting Information	Faculty	Credits	CEUs
2009 Spring Semester	Registered for this section		ACCT-1113- 0010 (706) Basic Bookkeeping	Wilburton Campus	01/12/2009- 05/15/2009 Lecture Monday, Wednesday, Friday 09:10AM - 10:00AM, Mitchell Hall, Room 205	J. Mack	3.00	
2009 Spring Semester	Registered for this section		ACCT-2103- 0020 (707) Financial Accounting	Wilburton Campus	01/12/2009- 05/15/2009 Lecture Monday	J. Mack	3.00	

Done Internet

start Card... Fwd... Data... Unbit... 2 I... Doc... 9:33 AM

- Please review the Registration Results screen for accuracy. If there are errors in your enrollment, please review and take appropriate actions. Example: Class is closed, then you would have to set the Action for that class to "Remove from list" and find another course. Then set the action for the other classes to Register.



Upon successful registration an e-mail will be sent to your Eastern e-mail account indicating the results of your registration.

Thank you for enrolling at Eastern!

Attention Students

If you have any holds on your enrollment, please contact the appropriate office.

Business Office holds: 918.465.1708 or 918.465.1776

Registrar holds: 918.465.1828

Financial Aid holds: 918.465.1771

Student Services holds: 918.465.1818

For technical problems with WebAdvisor, please call: 918.465.1750 or 918.465.1749

If you can not enroll because of the following issues, please contact the Registrar's office at 918.465.1828.

- Suspended
- Wrong Student Type
- No Residency Code
- No SSN on file
- No Student Type (Billing Type)
- No Valid Student Program
- Pre- requisite issues