




U.S. General Services Administration

Getting a Unique Entity ID (SAM)

Katherine Rollins
Lead Program Manager, SAM.gov

Grants Innovation Exchange

January 12, 2022



Agenda

- **What** Is the Unique Entity ID and **when** Is it Changing?
- **Why** Is the Change from the DUNS Number to Unique Entity ID (SAM) Happening?
- **What** Does the Unique Entity ID (SAM) **Mean for Me?**
- **How** Do I Get a Unique Entity ID (SAM) without Registering?
- Preview: Incorporating Getting a Unique Entity ID (SAM) into the SAM.gov entity registration process

What Is the Unique Entity ID and When Is it Changing?



What Is the Unique Entity ID?

DUNS Number

The **authoritative** unique entity identifier used by the federal government today is the **DUNS Number**

- The DUNS Number is a 9-character numeric value
- Managed, granted, and owned by Dun & Bradstreet

DUNS 012345678



Unique Entity ID (SAM)

The authoritative unique entity identifier used by the federal government in the future will be the **Unique Entity ID (SAM)**

- The Unique Entity ID (SAM) is a 12-character alphanumeric value
- Managed, granted, and owned by the government

SAM ABC012345678

When is the Unique Entity ID Changing?

Unique Entity ID (SAM) is available in IAE systems

The federal government stops using the DUNS Number to identify entities

Today

- DUNS Number is the authoritative identifier
- Unique Entity ID (SAM) is available in search and display of all IAE systems, not authoritative
- Users can get a Unique Entity ID (SAM) in SAM.gov with with a DUNS Number from D&B
- Entities with a UEI (SAM) only or a registration can be viewed on SAM.gov by searching entity information

On April 4, 2022

- Unique Entity ID (SAM) is the authoritative identifier
- DUNS Number is not available in IAE systems
- Users can get a Unique Entity ID (SAM) in SAM.gov—the DUNS Number is no longer needed
- Entities with a UEI (SAM) only or a registration can be viewed on SAM.gov by searching entity information

Why Is the Change from the DUNS Number to Unique Entity ID (SAM) Happening?



Why Is the Change from DUNS to Unique Entity ID Happening (1 of 2)?

- ❑ Changing from DUNS to the Unique Entity ID (SAM) is a **federal government-wide initiative**.
- ❑ **OMB directed federal agencies to complete their transition** to the Unique Entity ID (SAM) no later than April 4, 2022.



- ✓ GSA's role in the federal transition is to provide a Unique Entity ID (SAM) to entities.
- ✓ **GSA is also preparing all IAE systems** (SAM.gov, FPDS, FAPIIS, etc.) to use the new Unique Entity ID.

Why Is the Change from DUNS to Unique Entity ID Happening (2 of 2)?

The federal government is **streamlining** the entity registration process and **making it easier for entities** to do business with the federal government.

- This change simplifies the process of registering your organization to do business with the federal government.
 - Entities will be assigned an identifier during registration or can request one at SAM.gov without needing to register
 - **You will not need to go to a third party to obtain an identifier or to get help.**



Agency Implementation across the Federal Government

Federal agencies you do business with will provide information about how to use the Unique Entity ID in their award and payment processes.

- For example, Grants.gov has already initiated its transition.
- Go to:
[grants.gov/web/grants/forms/planned-uei-updates.html](https://www.grants.gov/web/grants/forms/planned-uei-updates.html)

Federal agencies are **managing their own** Unique Entity ID transition plans.

- They will update their own:
 - Grant award processes and systems
 - Procurement award processes and systems
 - Invoicing and payment processes and systems

What Does the Unique Entity ID (SAM) Mean for Me?



What Does the New Unique Entity ID Mean for Me? (1 of 4)

I already have a SAM.gov registration.



You've already been assigned a Unique Entity ID!

It's viewable on your entity registration record in SAM.gov.

What Does the New Unique Entity ID Mean for Me? (2 of 4)

I'm a sub-awardee NOT registered in SAM.gov and I use the DUNS Number for subaward reporting



You can request a Unique Entity ID (SAM) in SAM.gov **today**. A DUNS Number is still required. **No registration will be required.**

Continue to use your DUNS Number for reporting. Starting on **April 4, 2022**, you will only use the Unique Entity ID (SAM) for reporting.

What Does the New Unique Entity ID Mean For Me? (3 of 4)

I'm going to register my entity in the **future**. Do I still need the DUNS Number? How do I get a Unique Entity ID (SAM)?

Before April 4, 2022, go to D&B and get a DUNS Number, then go to SAM.gov to register your entity. You will be assigned a Unique Entity ID (SAM) as a part of the SAM.gov registration process.

What Does the New Unique Entity ID Mean For Me? (4 of 4)

I'm going to register my entity in the **future**. Do I still need the DUNS Number? How do I get a Unique Entity ID (SAM)?

After April 4, 2022, you will be assigned a Unique Entity ID (SAM) as part of the SAM.gov registration process. You no longer need to get a DUNS Number for SAM.gov entity registration.

NEW [Learn More](#)

Register Your Entity or Get a Unique Entity ID

Register your entity or get a Unique Entity ID to get started doing business with the federal government

[Get Started](#)

[Renew Entity](#)



[Check Registration Status](#)

See our new page on the transition on SAM.gov, linked from the homepage.



[Sign In](#)

[Home](#) [Search](#) [Data Bank](#) [Data Services](#) [Help](#)

DUNS to Unique Entity ID (SAM) Transition

This page contains resources to help you through the transition from DUNS Number to Unique Entity ID (SAM). Sometimes you may see UEI used as an abbreviation of Unique Entity ID. On this page, you can:

- Learn about how this transition affects you, based on the work you do in SAM.gov
- Explore general information about the UEI and this change
- Get started with requesting a UEI, if you don't have one yet

What you need to know about the Unique Entity ID (SAM)

In this section, you can select a topic to view resources related to that topic.

NEW

Register Your Entity or Get a Unique Entity ID

Register your entity or get a Unique Entity ID to get started doing business with the federal government

[Get Started](#)

Registering your entity versus requesting a Unique Entity ID

How am I affected?

[I manage an entity.](#)

[I am a subcontractor.](#)

How am I affected?

[Walk through what I should do to prepare, based on what I do in SAM.gov \(interactive PDF\).](#)

[What can I do today to prepare?](#)





Federal Service Desk

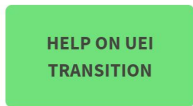
This site is for people who make, receive, and manage federal awards. It provides support for government-wide systems required by federal policy.

Need help? Get an answer fast!

Easily find all you need to know about SAM.gov, FPDS.gov, eSRG.gov, and FSRG.gov.

Search Here for Help (User Guides, FAQs, Videos, Definitions)

Search



Home > All Knowledge Bases > Entity Registration > Frequently Asked Questions > Help For the Transition from UEI (DUNS) to UEI (SAM)

Search

All Systems (FAQs)

- Entity Registration
- Contract Opportunities
- SAM.gov Data Services
- Workspace
- Federal Hierarchy
- Fraud
- Entity Reporting
- Wage Determinations
- SAM.gov Site Information
- Login.gov
- FOIA Requests

Help For the Transition from UEI (DUNS) to UEI (SAM) KB0046482

Print

30d ago

Here is a list of resources to help you through the transition from UEI(DUNS) to UEI(SAM), based on the work you do in SAM.gov. You can also find general information about the transition itself in the sections below.

How does the Unique Entity Identifier (UEI) transition impact me?

- [Walk through what you should do to prepare, based on what you do in SAM.gov \(interactive PDF\).](#)
- [What can I do today to prepare for the UEI \(DUNS\) to UEI \(SAM\) transition?](#)

FAQs and resources based on what you do in SAM.gov:

I manage an entity:

- [Where is my UEI \(SAM\)?](#)
- [How do I get a UEI \(SAM\)?](#)

Also, more help is available on the FSD.gov home page.

Access it [here](#) (from fsd.gov)

Access the [NEW UEI Quick Start Guide](#) or view [the video](#) on Getting a Unique Entity ID.



How Do I Get a Unique Entity ID (SAM) without Registering?



Get Started

Register Entity

An entity registration allows you to bid on government contracts and apply for federal assistance. As part of entity registration, we will assign you a Unique Entity ID (SAM).

Comprehensive and current entity information is an essential part of the federal award process. It is important to prepare your information and allow sufficient time to understand and accurately complete your registration. You only need to complete and manage it here to remain eligible for federal awards.

You must renew your registration every 365 days for it to remain active.

[Register Entity](#)

Get Unique Entity ID (SAM)

If you only conduct certain types of transactions, such as reporting as a sub-awardee, you may not need to complete an entity registration. Your entity may only need a Unique Entity Identifier.

You can get a Unique Entity ID (SAM) for your organization without having to complete a full entity registration.

[Get Unique Entity ID](#)

Right now on SAM

Once signed in you can select “Get Started” from the homepage, entity landing page, and workspace to get a help page for determining which path to take

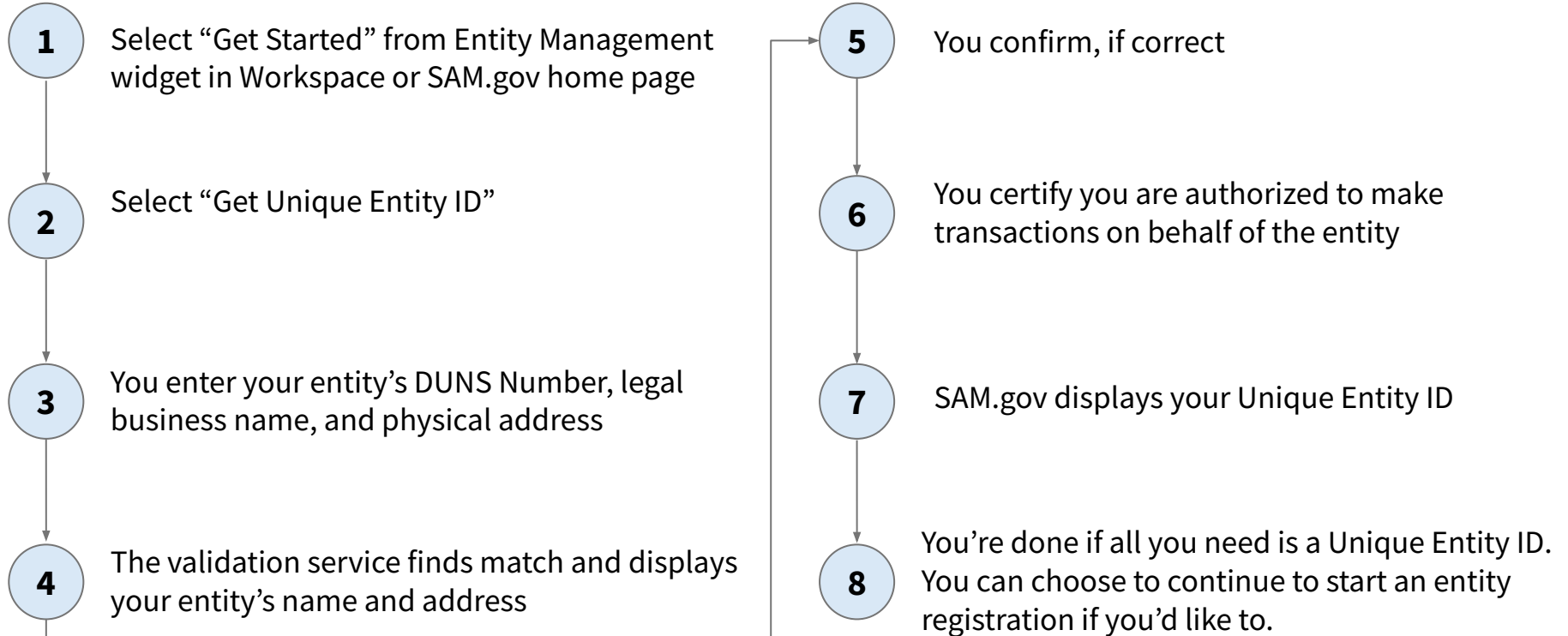
- entity registration process
- just need a UEI (SAM)

If you select just to get Unique Entity ID (SAM), you will be taken to enter the entity information.

If you need a full registration to receive awards or assistance from the federal government, you will need to select ‘register entity’ from this screen.

If you already have a registration, you already have a UEI (SAM). Just go to the main search to view the UEI (SAM).

Get a Unique Entity ID in SAM.gov (1 of 3)



Get a Unique Entity ID in SAM.gov (2 of 3)

- 4a The validation service does not find a match
- 5 Check your information and try again
- 6 If still no match found, go to Dun & Bradstreet and update your information if needed
- 7 Go back to SAM.gov 1–2 business days after you make changes to your Dun & Bradstreet record and try again

Enter Entity Information

All the following information will be used to validate your entity, unless marked as optional.



No Match Found

We were unable to find a match for the information you entered. Please check your DUNS number, Legal Business Name, and Physical Address to be sure they are accurate then try to validate information again. If you are unable to match your information, please contact Dun & Bradstreet.

[Go to Dun & Bradstreet](#)

Get a Unique Entity ID in SAM.gov (3 of 3)

- 4b The validation service finds a match and it has already been assigned an entity ID
- 5 You confirm, if correct
- 6 You certify you are authorized to make transactions on behalf of the entity
- 7 SAM.gov displays the Unique Entity ID. You're done if that's all you needed. You can choose to continue to start an entity registration if you'd like to.

The screenshot shows the 'Receive UEI' step in a four-step process. The current step is 'Receive UEI', where the user has already been assigned a Unique Entity ID: **N9JAWEY8SJD5**. A warning box indicates that this UEI is already assigned to another entity, 'US TEST COMPANY 549', which is not registered in SAM. Below the warning, a 'VERIFIED MATCH' section displays details for 'US TEST COMPANY 549' (Public), including its DUNS and SAM Unique Entity IDs, and its physical address: 3501 CORPORATE PKWY, CENTER VALLEY, PA 18034, US. At the bottom, there are two buttons: 'Continue Registration' and 'Done'.

Preview: Incorporating Getting a Unique Entity ID (SAM) into the SAM.gov Entity Registration Process





Official U.S. Government Website
100% Free

The Official U.S. Government System for:

Contract Opportunities

(was fbo.gov)

Contract Data

(Reports ONLY from fpds.gov)

Wage Determinations

(was wdol.gov)

Federal Hierarchy

Departments and Subtiers

Assistance Listings

(was cfda.gov)

Entity Information

Entity Registrations, Disaster Response Registry, Entity UEI and Exclusions

Entity Reporting

SCR and Bio-Preferred Reporting

NEW

Register Your Entity or Get a Unique Entity ID

Register your entity or get a Unique Entity ID to get started doing business with the federal government.

Get Started

Renew Entity



Check Registration Status

Already know what you want to find?

Select Domain...

e.g. 1606N020Q02



New
Homepage
Options

Get Started

Register Entity

An entity registration allows you to bid on government contracts and apply for federal assistance. As part of entity registration, we will assign you a Unique Entity ID (SAM).

Comprehensive and current entity information is an essential part of the federal award process. It is important to prepare your information and allow sufficient time to understand and accurately complete your registration. You only need to complete and manage it here to remain eligible for federal awards.

You must renew your registration every 365 days for it to remain active.

[Register Entity](#)

Get Unique Entity ID (SAM)

If you only conduct certain types of transactions, such as reporting as a sub-awardee, you may not need to complete an entity registration. Your entity may only need a Unique Entity Identifier.

You can get a Unique Entity ID (SAM) for your organization without having to complete a full entity registration.

[Get Unique Entity ID](#)

Once signed in:
from any of the “Get Started” pages a help page for determining which path to take

- entity registration process
- just need a UEI (SAM)

If you opt to complete the full registration, you will be taken to the purpose of registration page.

If you select just to get Unique Entity ID (SAM), you will be taken to enter the entity information.

If you already have a registration, you already have a UEI (SAM). Just go to the main search to view the UEI (SAM).

First Step

This is the first step in the future **non-federal entity registration.**

In the new registration workflow you will see:

- ✓ Additional help on screen
- ✓ Changes to look and feel
- ✓ UEI (DUNS) is still used for validation
- ✓ UEI (SAM) assigned with current process.

Purpose of Registration

An entity within the SAM system includes prime contractors, organizations or individuals applying for assistance awards, those receiving loans, sole proprietors, corporations, partnerships, and any federal government agencies desiring to do business with the government.

What type of entity are you registering?

- Business or Organization
- U.S. State Government
- U.S. Local Government
- Tribal Government
- Foreign Government

Why are you registering this entity to do business with the U.S. government?

- I want to be able to bid on federal contracts or other procurement opportunities. I also want to be able to apply for grants, loans, and other financial assistance programs.
- I only want to apply for federal assistance opportunities like grants, loans, and other financial assistance programs.

  
Previous Cancel Next

This page informs you of upcoming steps you will need complete.

You can decide to change the Purpose of Registration or continue forward.

Specific help for those ‘interested only in federal assistance opportunities’ at bottom of page.

Confirm Purpose of Registration

Purpose of Registration

ALL AWARDS

Change Purpose of Registration

Based on the answers you provided on the previous page, you must complete the following entity registration sections.

ID Unique Entity ID

All registration types

Lorem ipsum dolor sit amet, consectetur adipiscing elit, sed do eiusmod tempor incididunt ut labore et dolore magna aliqua. Ut enim ad minim veniam, quis nostrud exercitation

Core Data

All registration types

Core Data Includes, but is not limited to, an entity's DUNS and/or DoDAAC, name, address, CAGE or NCAGE, code, TIN or EIN number, general information, financial information, and details about any proceedings in which the entity may currently be involved.

Assertions

"All Awards" only

Documents self-assertions from each entity. Includes, but is not limited to, data about the types of goods and services the entity provides, the entity size, optional Electronic Data Interchange (EDI), and disaster relief data.

FAR and DFAR'S* Representations & Certifications

"All Awards" only

Documents an entity's representations and certifications related to their small business status, responses to commonly used Federal Acquisition Regulation (FAR) and Defense Federal Acquisition Regulation Supplement (DFARS) provisions/clauses, and Architect-Engineer Responses (SF330 Part II).

Points of Contact


All registration types

The entity will be asked to provide contact information for any mandatory POC based on the information they provided during the registration process. Includes, but is not limited to, accounts receivable, electronic business, and government business.

If you want to obtain federal contract awards, you must complete all four sections of the registration: Core Data, Assertions, Representations & Certifications (Reps & Certs), and Points of Contact (POCs). This is required by the Federal Acquisition Regulation (FAR) in FAR 52.204-7 System for Award Management.

If you are only interested in federal assistance opportunities, such as grants and loans, you must complete three sections of the registration: Core Data, Representations & Certifications (Reps & Certs), and POCs. If you decide later to pursue federal contract awards, you must update your SAM registration to change your purpose of registration and complete all four sections.

As of February 2, 2019, all entities registering for All Awards or Federal Assistance Only, will be required to review the Financial Assistance Representations and Certifications. These are a common set of certifications and representations required by Federal statutes or regulations in accordance with grants guidance under Title 2 of the Code of Federal Regulations. If you intend to apply for or are a recipient of a Federal grant or agreement, you must agree to the grants certifications and representations in the Representations & Certifications section of your entity registration.



This is a help page to ensure you are ready to complete the registration process.

The Unique Entity ID does not change the required documents and information for you to register in SAM.



Gather Your Information

Purpose of Registration

ALL AWARDS

[Change Purpose of Registration](#)

U.S. REGISTRANTS:

Entity Details:

Legal Business Name
Physical Address
Date of Incorporation (if applicable)
State of Incorporation (if applicable)

Taxpayer Information:

Taxpayer Identification Number (TIN)
Taxpayer Name
Review your tax documents from the IRS (such as a 1099 or W-2 form) to find your Taxpayer information.

Banking Information:

Routing Number
Account Number
Account Type - checking or savings, to set up Electronic Funds Transfer (EFT).

INTERNATIONAL REGISTRANTS:

Entity Details:

Legal Business Name
Physical Address

Taxpayer Information:

Taxpayer Identification Number (TIN)
Taxpayer Name
Review your tax documents from the IRS (such as a 1099 or W-2 form) to find your Taxpayer information.

Banking Information:

Routing Number
Account Number
Account Type - checking or savings, to set up Electronic Funds Transfer (EFT).


NCAGE Code:

NATO Commercial And Government Entity (NCAGE) Code from the NATO Support and Procurement Agency (NSPA). If you don't already have one, you may request an NCAGE Code online for FREE from NSPA.

[Go to NCAGE Request](#)

Notes:

Entity Administrators and/or Entity Registration Representatives are responsible for ensuring the accuracy of an entity registration in SAM. An entity registration must be renewed every 365 days in order to remain active and will expire if it is not updated in a timely manner. An expired registration may affect the ability to do business with the Federal government.





1. Enter Entity Information

Easy view of steps so you know where you are in process.

Unique Entity Identifier is still authoritatively the DUNS until April 4th 2022.

Entity validation to get the UEI (SAM) will be against D&B information.

Fields adapt based on user input, e.g. country will change ZIP fields and entering the ZIP will auto-populate the state and city.

1 Enter Entity Information 2 Validate Information 3 Request UEI 4 Receive UEI

Enter Entity Information

All the following information will be used to validate your entity, unless marked as optional.

DUNS Unique Entity ID

Legal Business Name
If you are acting on behalf of a limited partnership, LLC, or corporation, your legal business name is the name you registered with your state filing office.

Physical Address
Your physical address is the street address of the primary office or other building where your entity is located. A post office box may not be used as your physical address.

Country

Street Address 1

Street Address 2 (Optional)

ZIP Code (+4)

City State



2. Confirm Entity Information

Matches displayed are based on a comparison of data entered by the user to D&B data.

We do take a near match. In the case shown “Parkway” was entered by the user, and “PKWY” is in the record

Just as with registrations, the entity can determine whether they want the UEI to show publicly or just be restricted to federal users.

If no matches are found, the user will be directed to D&B, as they are still the source until April 4th.

1 Enter Entity Information 2 **Validate Information** 3 Request UEI 4 Receive UEI

Validate Information

The information you provided matches the following entity:

YOU ENTERED:

US TEST COMPANY 849
[DUNS] UNIQUE ENTITY ID:
362261781

PHYSICAL ADDRESS
3501 CORPORATE PARKWAY
CENTER VALLEY, PA 18034
US

WE FOUND THE FOLLOWING MATCH:

US TEST COMPANY 849
[DUNS] UNIQUE ENTITY ID:
362261781

PHYSICAL ADDRESS
3501 CORPORATE PKWY
CENTER VALLEY, PA 18034-8232
US

Allow the selected record to be a public display record.

If you feel displaying non-sensitive information like your registration status, legal business name and physical address in the search engine results poses a security threat or danger to you or your organization, you can restrict the public viewing of your record in SAM's search engine. However, your non-sensitive registration information remains available under the Freedom of Information Act to those who download the SAM public data file. Learn more about SAM public search results [id](#).

Enter Entity Information

All the following information will be used to validate your entity, unless marked as optional.



No Match Found

We were unable to find a match for the information you entered. Please check your DUNS number, Legal Business Name, and Physical Address to be sure they are accurate then try to validate information again. If you are unable to match your information, please contact Dun & Bradstreet.

[Go to Dun & Bradstreet](#)





3. Request the UEI

Three outcome scenarios:

- Entity is already registered in SAM
- Entity has already been claimed and assigned a UEI in SAM
- Entity has not been claimed in SAM

This previews the first scenario. If the entity is already registered in SAM, the user will be notified and given an easy path to request a role.



1 Enter Entity Information 2 Validate Information 3 Request UEI 4 Receive UEI

Request UEI

i **Entity Already Registered**

This entity has already been assigned a unique entity ID and is registered in SAM. To access this entity, you must request a role from its administrator.

VALIDATED INFORMATION:

US TEST COMPANY 849 ● Public

DUNS UNIQUE ENTITY ID:
362261781

PHYSICAL ADDRESS
3501 CORPORATE PARKWAY
CENTER VALLEY, PA 18034
US

This entity is already registered in SAM. If this is your entity and you would also like to be able to manage it, you may request a role. Your request will be sent to the current administrator.

If this is not your entity, select **Start Over** to enter different business information. Select **Cancel** to exit.

Start Over Request Role

Previous Cancel

This previews the second scenario where a Unique Entity ID (SAM) has already been assigned to the entity in SAM. You will see the following message.

You are now associated to the entity and can accept any updates from D&B for items such as address changes.

The entity is NOT registered at this point. We do provide that in text on screen and an “easy” button for the user to start the registration from the confirmation page.

1 Enter Entity Information 2 Validate Information 3 Request UEI 4 Receive UEI

Receive UEI

You have already been assigned a Unique Entity ID.

N9JAWWEY8SJD5

i Unique Entity ID already assigned

This entity has already been assigned the following unique entity ID, but is not registered in SAM. There are likely other users already also associated with this entity.

VERIFIED MATCH:

US TEST COMPANY 549 • Public

DUNS UNIQUE ENTITY ID:
362261773

SAM UNIQUE ENTITY ID:
N9JAWWEY8SJD5

PHYSICAL ADDRESS
3501 CORPORATE PKWY
CENTER VALLEY, PA 18034
US

You have finished getting your Unique Entity ID, select **Done** to return to your workspace.

To continue with registration, select **Continue Registration**.

Continue Registration Done

The third path is when the Unique Entity ID (SAM) has not been assigned to the entity. You will see the following screen.

You must certify you are authorized to take this action for the entity.

1 Enter Entity Information 2 Validate Information 3 Request UEI 4 Receive UEI

Request UEI

You have completed validation. Select **Request UEI** to be assigned a Unique Entity ID.

VERIFIED MATCH:

US TEST COMPANY 549 ● Public

DUNS UNIQUE ENTITY ID:
362261773

PHYSICAL ADDRESS
3501 CORPORATE PKWY
CENTER VALLEY, PA 18034
US

Before requesting your UEI, please certify that you are authorized to conduct transactions under penalty of law to reduce the likelihood of unauthorized transactions conducted for my entity. Then select **Request UEI**.

I certify that I am authorized to conduct transactions on behalf of the entity.

Request UEI



Starting in April 2022, the DUNS field will no longer be in the data entry screen, and will no longer show on any search or display pages.

We will also have a “Create incident” option available when you find no matches for your entity. The option will open a ticket that includes your input from step 1, and any matches shown to you in step 2.

The created ticket will go directly to the entity validation service specialists within the help desk.

You can also upload additional documents or text to help the agent reviewing the issue.

You will get a notification of the FSD incident number.

Home Search Data Bank Data Services Help

< Unique Entity ID

Create Incident

The Federal Service Desk will review your entity search history to help resolve your issue requesting a unique entity identifier. You may add attachments and enter any additional details for customer service below.

Issue Type TBD	Subject TBD
-------------------	----------------

Search History

Your entity search history will be provided to customer service for review.

3 Results

Legal Business Name	Address	More Filters
8888	123 Signal Mountain , Tennessee 37377 US	
2134	12341342 Signal Mountain , Tennessee 37377 US	
2134	12341342 Signal Mountain , Tennessee 37377 US	

Supporting Attachments

Please attach any documentation you have to verify your information.

Drag file here or [choose from folder](#)

Attachment Name	File Size (kB)	Virus Scan	Action
No Attachments			

Please describe the issue below, or provide any additional details that might help customer service resolve your issue.

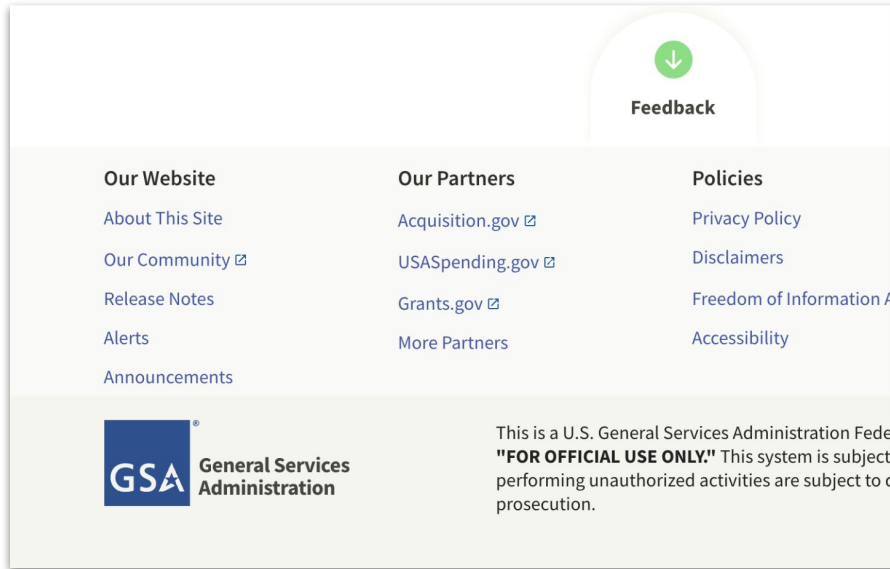
500 characters allowed

Create Incident



We Want Your Feedback!

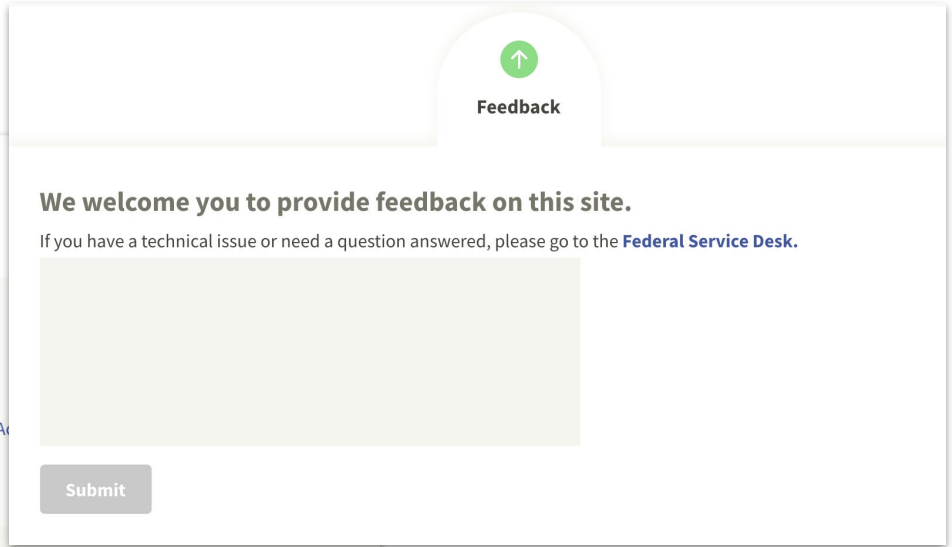
Our feedback tool is on the footer of all pages on SAM.gov



The screenshot shows the footer of the SAM.gov website. At the top center, there is a green circular icon with a white downward-pointing arrow, labeled "Feedback". Below this icon is a navigation menu with three columns of links:

Our Website	Our Partners	Policies
About This Site	Acquisition.gov ↗	Privacy Policy
Our Community ↗	USASpending.gov ↗	Disclaimers
Release Notes	Grants.gov ↗	Freedom of Information Act
Alerts	More Partners	Accessibility
Announcements		

At the bottom left is the GSA logo (General Services Administration). At the bottom right is a disclaimer: "This is a U.S. General Services Administration Federal Government computer system that is **\"FOR OFFICIAL USE ONLY.\"** This system is subject to monitoring. Individuals found performing unauthorized activities are subject to disciplinary action including criminal prosecution."



The screenshot shows the feedback form on the SAM.gov website. At the top center, there is a green circular icon with a white upward-pointing arrow, labeled "Feedback". Below this icon is a heading: "We welcome you to provide feedback on this site." followed by the text: "If you have a technical issue or need a question answered, please go to the [Federal Service Desk](#)." Below the text is a large, empty text input field. At the bottom of the form is a grey "Submit" button.



The Integrated Award Environment

See latest on how GSA is preparing for the federal transition at:
[GSA.gov/EntityID](https://www.gsa.gov/EntityID)

Join us on Interact for the latest updates:
interact.gsa.gov/group/integrated-award-environment-iae-industry-community

Join the Technical Interface Community by emailing
IAE_Admin@gsa.gov

Questions?

Thank you!

